









<b>ADAPTADORES BSP</b>		
<b>ADAPTADOR MACHO-MACHO ASIENTO 60°</b>		
<b>CODIGO</b>	<b>DESCRIPCIÓN</b>	<b>EUROS</b>
601-0202	1/8" BSP	
601-0404	1/4" BSP	
601-0606	3/8" BSP	
601-0808	1/2" BSP	
601-1010	5/8" BSP	
601-1212	3/4" BSP	
601-1616	1" BSP	
601-2020	1"1/4 BSP	
601-2424	1"1/2 BSP	
601-3232	2"	
		
<b>ADAPTADOR REDUCTOR MACHO-MACHO ASIENTO 60°</b>		
<b>CODIGO</b>	<b>DESCRIPCIÓN</b>	<b>EUROS</b>
602-0402	1/4" A 1/8" BSP	
602-0602	3/8" A 1/8" BSP	
602-0604	3/8" A 1/4" BSP	
602-0804	1/2" A 1/4" BSP	
602-0806	1/2" A 3/8" BSP	
602-1008	5/8" A 1/2" BSP	
602-1204	3/4" A 1/4" BSP	
602-1206	3/4" A 3/8" BSP	
602-1208	3/4" A 1/2" BSP	
602-1210	3/4" A 5/8" BSP	
602-1608	1" A 1/2" BSP	
602-1612	1" A 3/4" BSP	
602-2012	1"1/4 A 3/4" BSP	
602-2016	1"1/4 A 1" BSP	
602-2412	1"1/2 A 3/4" BSP	
602-2416	1"1/2 A 1" BSP	
602-2420	1"1/2 A 1"1/4 BSP	
602-3220	2" A 1"1/4 BSP	
602-3224	2" A 1"1/2 BSP	
		
<b>ADAPTADOR MACHO-MACHO METRICO ASIENTO 60°</b>		
<b>CODIGO</b>	<b>DESCRIPCIÓN</b>	<b>EUROS</b>
603-1212	12x1,5	
603-1414	14x1,5	
603-1616	16x1,5	
603-1818	18x1,5	
603-2222	22x1,5	
603-2626	26x1,5	
		

<b>ADAPTADOR MACHO-MACHO GAS-METRICO ASIEN TO 60°</b>		
<b>CODIGO</b>	<b>DESCRIPCIÓN</b>	<b>EUROS</b>
604-0412	1/4" BSP A 12x1,5	
604-0414	1/4" BSP A 14x1,5	
604-0614	3/8" BSP A 14x1,5	
604-0616	3/8" BSP A 16x1,5	
604-0618	3/8" BSP A 18x1,5	
604-0818	1/2" BSP A 18x1,5	
604-0822	1/2" BSP A 22x1,5	
604-1222	3/4" BSP A 22x1,5	
604-1226	3/4" BSP A 26x1,5	
<b>ADAPTADOR MACHO-MACHO GAS A BSPT</b>		
<b>CODIGO</b>	<b>DESCRIPCIÓN</b>	<b>EUROS</b>
605-0404	1/4" BSP A 1/4" BSPT	
605-0606	3/8" BSP A 3/8" BSPT	
605-0808	1/2" BSP A 1/2" BSPT	
605-1212	3/4" BSP A 3/4" BSPT	
605-1616	1" BSP A 1" BSPT	
605-2016	1"1/4 BSP A 1" BSPT	
605-2020	1"1/4 BSP A 1" 1/4 BSPT	
605-2424	1"1/2 BSP A 1"1/2 BSPT	
605-3232	2" BSP A 2" BSPT	
<b>EMPALME MACHO SOLDABLE LISO</b>		
<b>CODIGO</b>	<b>DESCRIPCIÓN</b>	<b>EUROS</b>
606-0002	1/8" BSP	
606-0004	1/4" BSP	
606-0006	3/8" BSP	
606-0008	1/2" BSP	
606-0012	3/4" BSP	
606-0016	1" BSP	
606-0020	1"1/4 BSP	
606-0024	1"1/2 BSP	
606-0032	2" BSP	
<b>RACOR SOLDABLE CON PERNO MACHO</b>		
<b>CODIGO</b>	<b>DESCRIPCIÓN</b>	<b>EUROS</b>
607-0002	1/8" BSP	
607-0004	1/4" BSP	
607-0006	3/8" BSP	
607-0008	1/2" BSP	
607-0012	3/4" BSP	
607-0016	1" BSP	
607-0020	1"1/4 BSP	
607-0024	1"1/2 BSP	
607-0032	2" BSP	


<b>RACOR SOLDABLE CON ENCASTE HEMBRA</b>		
<b>CODIGO</b>	<b>DESCRIPCIÓN</b>	<b>EUROS</b>
608-0002	1/8" BSP	
608-0004	1/4" BSP	
608-0006	3/8" BSP	
608-0008	1/2" BSP	
608-0012	3/4" BSP	
608-0016	1" BSP	
608-0020	1"1/4 BSP	
608-0024	1"1/2 BSP	
608-0032	2" BSP	
<b>TAPON HEMBRA CON ASIENTO</b>		
<b>CODIGO</b>	<b>DESCRIPCIÓN</b>	<b>EUROS</b>
609-0004	1/4" BSP	
609-0006	3/8" BSP	
609-0008	1/2" BSP	
609-0012	3/4" BSP	
609-0016	1" BSP	
609-0020	1"1/4 BSP	
609-0024	1"1/2 BSP	
609-0032	2" BSP	
<b>SUPLEMENTO UNION MACHO FIJO-HEMBRA FIJA</b>		
<b>CODIGO</b>	<b>DESCRIPCIÓN</b>	<b>EUROS</b>
610-0202	1/8" BSP	
610-0404	1/4" BSP	
610-0606	3/8" BSP	
610-0808	1/2" BSP	
610-1212	3/4" BSP	
610-1616	1" BSP	
610-2020	1"1/4 BSP	
610-2424	1"1/2 BSP	
610-3232	2" BSP	






<b>TAPON REDUCTOR MACHO FIJO-HEMBRA FIJA</b>		
<b>CODIGO</b>	<b>DESCRIPCIÓN</b>	
613-0402	M-1/4" A HF-1/8" BSP	
613-0602	M-3/8" A HF-1/8" BSP	
613-0604	M-3/8" A HF 1/4" BSP	
613-0804	M-1/2" A HF-1/4" BSP	
613-0806	M-1/2" A HF-3/8" BSP	
613-1206	M-3/4" A HF-3/8" BSP	
613-1208	M-3/4" A HF-1/2" BSP	
613-1606	M-1" A HF 3/8" BSP	
613-1608	M-1" A HF-1/2" BSP	
613-1612	M-1" A HF-3/4" BSP	
613-2012	M-1"1/4 A HF-3/4" BSP	
613-2016	M-1"1/4 A HF-1" BSP	
613-2416	M-1"1/2 A HF-1" BSP	
613-2420	M-1"1/2 A HF-1"1/4 BSP	
613-3220	M-2" A HF-1"1/4 BSP	
613-3224	M-2" A HF-1"1/2 BSP	
<b>PASATABIQUES CON TUERCA</b>		
<b>CODIGO</b>	<b>DESCRIPCIÓN</b>	
614-0002	1/8" BSP	
614-0004	1/4" BSP	
614-0006	3/8" BSP	
614-0008	1/2" BSP	
614-0010	5/8" BSP	
614-0012	3/4" BSP	
614-0016	1" BSP	
614-0020	1"1/4 BSP	
614-0024	1"1/2 BSP	
614-0032	2" BSP	
<b>TUERCA PASATABIQUES</b>		
<b>CODIGO</b>	<b>DESCRIPCIÓN</b>	
615-0002	1/8" BSP	
615-0004	1/4" BSP	
615-0006	3/8" BSP	
615-0008	1/2" BSP	
615-0010	5/8" BSP	
615-0012	3/4" BSP	
615-0016	1" BSP	
615-0020	1"1/4 BSP	
615-0024	1"1/2 BSP	
615-0032	2" BSP	


**ADAPTADOR REDUCTOR MACHO FIJO-HEMBRA TUERCA LOCA**

CODIGO	DESCRIPCIÓN	
616-0204	MF-1/8" A HTL-1/4"	
616-0406	MF-1/4" A HTL-3/8"	
616-0608	MF-3/8" A HTL-1/2"	
616-0812	MF-1/2" A HTL-3/4"	
616-1216	MF-3/4" A HTL-1"	
616-1220	MF-3/4" A HTL-1"1/4	
616-1612	MF-1" A HTL-3/4"	
616-1620	MF-1" A HTL-1"1/4	
616-2012	MF-1"1/4 A HTL-3/4"	
616-2016	MF-1"1/4 A HTL-1"	
616-2024	MF-1"1/4 A HTL-1"1/2	

**ADAPTADOR HEMBRA TUERCA LOCA-HEMBRA TUERCA LOCA**





CODIGO	DESCRIPCIÓN	
617-0202	1/8"	
617-0404	1/4"	
617-0606	3/8"	
617-0808	1/2"	
617-1212	3/4"	
617-1616	1"	
617-2020	1"1/4	
617-2424	1"1/2	
617-3232	2"	







**EMPALME HEMBRA**

CODIGO	DESCRIPCIÓN	
618-0002	1/8"	
618-0004	1/4"	
618-0006	3/8"	
618-0008	1/2"	
618-0012	3/4"	
618-0016	1"	
618-0020	1"1/4	
618-0024	1"1/2	
618-0032	2"	

**EMPALME HEMBRA HEXAGONAL**






CODIGO	DESCRIPCIÓN	
618-0002-H	1/8"	
618-0004-H	1/4"	
618-0006-H	3/8"	
618-0008-H	1/2"	
618-0012-H	3/4"	
618-0016-H	1"	
618-0020-H	1"1/4	
618-0024-H	1"1/2	
618-0032-H	2"	

<b>TAPON MACHO</b>		
<b>CODIGO</b>	<b>DESCRIPCIÓN</b>	
619-0002	1/8"	
619-0004	1/4"	
619-0006	3/8"	
619-0008	1/2"	
619-0012	3/4"	
619-0016	1"	
619-0020	1"1/4"	
619-0024	1"1/2"	
619-0032	2"	
<b>TAPON HEMBRA</b>		
<b>CODIGO</b>	<b>DESCRIPCIÓN</b>	
620-0002	1/8"	
620-0004	1/4"	
620-0006	3/8"	
620-0008	1/2"	
620-0012	3/4"	
620-0016	1"	
620-0020	1"1/4"	
620-0024	1"1/2"	
620-0032	2"	
<b>CONO AJUSTE</b>		
<b>CODIGO</b>	<b>DESCRIPCIÓN</b>	
621-0002	1/8"	
621-0004	1/4"	
621-0006	3/8"	
621-0008	1/2"	
621-0012	3/4"	
621-0016	1"	
621-0020	1"1/4"	
621-0024	1"1/2"	
621-0032	2"	
<b>TUERCA CONO AJUSTE</b>		
<b>CODIGO</b>	<b>DESCRIPCIÓN</b>	
622-0002	1/8"	
622-0004	1/4"	
622-0006	3/8"	
622-0008	1/2"	
622-0012	3/4"	
622-0016	1"	
622-0020	1"1/4"	
622-0024	1"1/2"	
622-0032	2"	

<b>BANJO ROSCADO</b>		
<b>CODIGO</b>	<b>DESCRIPCIÓN</b>	
623-0002	1/8"	
623-0004	1/4"	
623-0006	3/8"	
623-0008	1/2"	
623-0012	3/4"	
623-0016	1"	
<b>BANJO SOLDAR</b>		
<b>CODIGO</b>	<b>DESCRIPCIÓN</b>	
624-0002	1/8"	
624-0004	1/4"	
624-0006	3/8"	
624-0008	1/2"	
624-0012	3/4"	
624-0016	1"	
<b>TORNILLO BANJO</b>		
<b>CODIGO</b>	<b>DESCRIPCIÓN</b>	
625-0002	1/8"	
625-0004	1/4"	
625-0006	3/8"	
625-0008	1/2"	
625-0012	3/4"	
625-0016	1"	
<b>TORNILLO BANJO DOBLE</b>		
<b>CODIGO</b>	<b>DESCRIPCIÓN</b>	
626-0004	1/4"	
626-0006	3/8"	
626-0008	1/2"	
626-0012	3/4"	
626-0016	1"	
<b>TORNILLO PROLONGADO</b>		
<b>CODIGO</b>	<b>DESCRIPCIÓN</b>	
627-0404	1/4"	
627-0606	3/8"	
627-0808	1/2"	
627-1212	3/4"	
627-1616	1"	
<b>TORNILLO PROLONGADO REDUCTOR</b>		
<b>CODIGO</b>	<b>DESCRIPCIÓN</b>	
628-0406	1/4" A 3/8"	
628-0608	3/8" A 1/2"	
628-0812	1/2" A 3/4"	
628-1216	3/4" A 1"	
628-1208	3/4" A 1/2"	



<b>CODO ACCESORIAL A 45° MACHO FIJO-HEMBRA TUERCA LOCA</b>		
<b>CODIGO</b>	<b>DESCRIPCIÓN</b>	
629-0404	1/4"	
629-0606	3/8"	
629-0808	1/2"	
629-1212	3/4"	
629-1616	1"	
<b>CODO ACCESORIAL A 45° HEMBRA TUERCA LOCA-HEMBRA TUERCA LOCA</b>		
<b>CODIGO</b>	<b>DESCRIPCIÓN</b>	
630-0404	1/4"	
630-0606	3/8"	
630-0808	1/2"	
630-1212	3/4"	
630-1616	1"	
<b>CODO ACCESORIAL A 90° MACHO FIJO-HEMBRA TUERCA LOCA</b>		
<b>CODIGO</b>	<b>DESCRIPCIÓN</b>	
631-0404	1/4"	
631-0606	3/8"	
631-0808	1/2"	
631-1212	3/4"	
631-1616	1"	
631-2020	1"1/4	
631-2424	1"1/2	
631-3232	2"	
<b>CODO ACCESORIAL A 90° HEMBRA TUERCA LOCA-HEMBRA TUERCA LOCA</b>		
<b>CODIGO</b>	<b>DESCRIPCIÓN</b>	
632-0404	1/4"	
632-0606	3/8"	
632-0808	1/2"	
632-1212	3/4"	
632-1616	1"	
632-2020	1"1/4	
632-2424	1"1/2	
632-3232	2"	
<b>CODO 90° MACHO-MACHO</b>		
<b>CODIGO</b>	<b>DESCRIPCIÓN</b>	
633-0202	1/8"	
633-0404	1/4"	
633-0606	3/8"	
633-0808	1/2"	
633-1212	3/4"	
633-1616	1"	
633-2020	1"1/4	
633-2424	1"1/2	

<b>CODO 90° MACHO-MACHO REDUCIDO</b>		
<b>CODIGO</b>	<b>DESCRIPCIÓN</b>	
634-0204	1/8" A 1/4"	
634-0406	1/4" A 3/8"	
634-0608	3/8" A 1/2"	
634-0812	1/2" A 3/4"	
634-1216	3/4" A 1"	
<b>CODO 90° MACHO FIJO-HEMBRA TUERCA LOCA</b>		
<b>CODIGO</b>	<b>DESCRIPCIÓN</b>	
635-0404	1/4"	
635-0606	3/8"	
635-0808	1/2"	
635-1212	3/4"	
635-1616	1"	
635-2020	1" 1/4"	
635-2424	1" 1/2"	
<b>TE MACHO-MACHO-MACHO</b>		
<b>CODIGO</b>	<b>DESCRIPCIÓN</b>	
636-0404	1/4"	
636-0606	3/8"	
636-0808	1/2"	
636-1212	3/4"	
636-1616	1"	
<b>TE MACHO-MACHO-MACHO REDUCTORA</b>		
<b>CODIGO</b>	<b>DESCRIPCIÓN</b>	
637-0402	1/4" A 1/8"	
637-0604	3/8" A 1/4"	
637-0806	1/2" A 3/8"	
637-1208	3/4" A 1/2"	
637-1612	1" A 3/4"	
<b>TE MACHO-MACHO-TUERCA LOCA LATERAL</b>		
<b>CODIGO</b>	<b>DESCRIPCIÓN</b>	
638-0404	1/4"	
638-0606	3/8"	
638-0808	1/2"	
638-1212	3/4"	
638-1616	1"	

<b>TE MACHO-MACHO-TUERCA LOCA CENTRAL</b>		
<b>CODIGO</b>	<b>DESCRIPCIÓN</b>	
639-0404	1/4"	
639-0606	3/8"	
639-0808	1/2"	
639-1212	3/4"	
639-1616	1"	
<b>CRUZ MACHO</b>		
<b>CODIGO</b>	<b>DESCRIPCIÓN</b>	
640-0404	1/4"	
640-0606	3/8"	
640-0808	1/2"	
640-1212	3/4"	
640-1616	1"	
<b>CODO 90° MACHO-MACHO ESTAMPADO</b>		
<b>CODIGO</b>	<b>DESCRIPCIÓN</b>	
641-0404	1/4"	
641-0606	3/8"	
641-0808	1/2"	
641-1212	3/4"	
641-1616	1"	
641-2020	1" 1/4	
641-2424	1" 1/2	
<b>CODO 90° MACHO FIJO-HEMBRA TUERCA LOCA ESTAMPADO</b>		
<b>CODIGO</b>	<b>DESCRIPCIÓN</b>	
642-0404	1/4"	
642-0606	3/8"	
642-0808	1/2"	
642-1212	3/4"	
642-1616	1"	
642-2020	1" 1/4	
642-2424	1" 1/2	
<b>CODO 90° HEMBRA FIJA-HEMBRA FIJA ESTAMPADO</b>		
<b>CODIGO</b>	<b>DESCRIPCIÓN</b>	
643-0404	1/4"	
643-0606	3/8"	
643-0808	1/2"	
643-1212	3/4"	
643-1616	1"	
643-2020	1" 1/4	
643-2424	1" 1/2	

<b>CODO 90° MACHO-MACHO REGULABLE</b>		
<b>CODIGO</b>	<b>DESCRIPCIÓN</b>	
644-0404	1/4"	
644-0606	3/8"	
644-0808	1/2"	
644-1212	3/4"	
644-1616	1"	
644-2020	1"1/4"	
<b>TE MACHO-MACHO-MACHO ESTAMPADO</b>		
<b>CODIGO</b>	<b>DESCRIPCIÓN</b>	
645-0404	1/4"	
645-0606	3/8"	
645-0808	1/2"	
645-1212	3/4"	
645-1616	1"	
645-2020	1"1/4"	
645-2424	1"1/2"	
<b>TE MACHO-MACHO-TUERCA LOCA CENTRAL ESTAMPADO</b>		
<b>CODIGO</b>	<b>DESCRIPCIÓN</b>	
646-0404	1/4"	
646-0606	3/8"	
646-0808	1/2"	
646-1212	3/4"	
646-1616	1"	
<b>TE MACHO-MACHO-TUERCA LOCA LATERAL ESTAMPADO</b>		
<b>CODIGO</b>	<b>DESCRIPCIÓN</b>	
647-0404	1/4"	
647-0606	3/8"	
647-0808	1/2"	
647-1212	3/4"	
647-1616	1"	
<b>TE HEMBRA FIJA ESTAMPADO</b>		
<b>CODIGO</b>	<b>DESCRIPCIÓN</b>	
648-0404	1/4"	
648-0606	3/8"	
648-0808	1/2"	
648-1212	3/4"	
648-1616	1"	
648-2020	1"1/4"	
648-2424	1"1/2"	

